

Description

- Surface mount fuse, fast acting, 125 VAC
- Utilize thick and thin metal film technologies for superior fusing action and enhanced reliability.

ELECTRICAL CHARACTERISTICS	
% of Amp Rating	Opening Time
100%	4 hours minimum
250%	5 seconds maximum

Agency Information


- UL Recognition Guide & File numbers: JDYX2 & E19180.
- CSA Component Acceptance: 053787 C 000 & Class No: 1422 30.

Environmental Data

- Operating Temperature Range: -65 to +125°C, with proper derating
- Thermal Shock: MIL-STD-202, Method 107, Test Condition B (-65 to 125°C), 1000 cycles, fuses soldered to FR-4 glass-epoxy circuit board
- Vibration: MIL-STD-202, Method 204, Test Condition C (55 to 2000 HZ, 10G)
- Solderability: Withstands 60 seconds above 200°C, 260°C maximum
- Moisture Resistance: MIL-STD-202, Method 106, 10 day cycle
- Solder Leach Resistance & Terminal Adhesion: EIA-576 (30 seconds submersion in 260°C tin-lead solder)

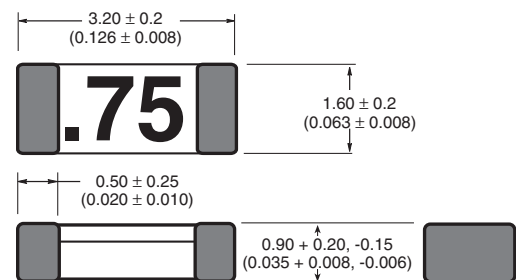
Ordering

- Specify packaging and product code (i.e. TR/3216LV1-R)

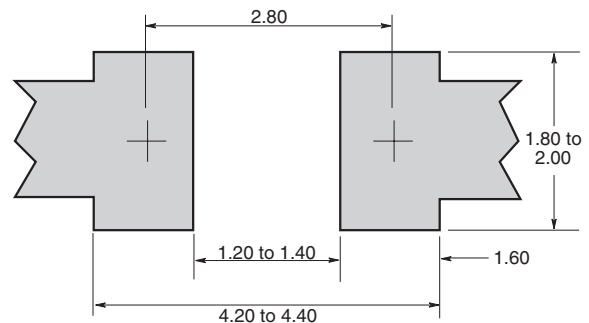


Dimensions ^{mm/(inches)}

Drawing Not to Scale



Land Pattern



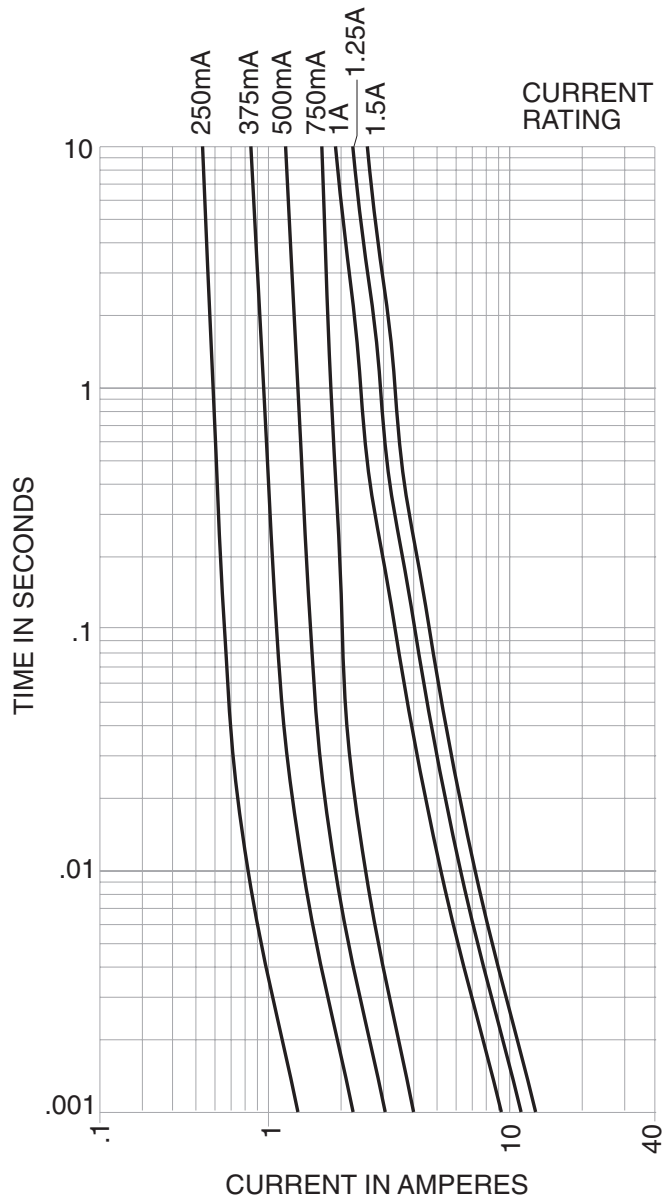
SPECIFICATIONS

Product Code	Current Rating	Voltage Rating AC/DC	Interrupting Rating 125V AC/DC	Typical Melting Integral @ 10X Rated Current (A ² * sec)		Typ. Resistance @ ≤ 10% Rated Current (Ohms)	Typ. Voltage Drop @ Rated Current (Volts)
				AC	DC		
3216LV250-R	250mA	125V	50A	.00016	.000084	4.5	1.4
3216LV375-R	375mA	125V	50A	.001	.0002	1.80	.73
3216LV500-R	500mA	125V	50A	.0014	.0019	1.15	.66
3216LV750-R	750mA	125V	50A	.0033	.00379	.75	.63
3216LV1-R	1A	125V	50A	.020	.0084	.52	.63
3216LV1.25-R	1.25A	125V	50A	.035	.021	.40	.62
3216LV1.5-R	1.5A	125V	50A	.038	.024	.26	.49

Notes:

1. AC interrupting rating, melting integral and total clearing integral measured at 125V, unity power factor
2. DC interrupting rating, melting integral and total clearing integral measured at 125V with a battery source
3. Voltage drop measured at 23 ± 3°C ambient temperature with the device mounted on a suitable circuit board trace
4. It is recommended that fuses be mounted with ceramic (white) side facing up
5. Device designed to carry rated current for four hours minimum. An operating current of 80% or less of rated current is recommended, with further derating required at elevated ambient temperatures

TIME CURRENT CURVE



PACKAGING CODE

Packaging Code	Description
TR	3,000 pieces of fuses on 8mm tape-and-reel on a 7 inch (178mm) reel per EIA Standard 481